

## Build A Calendar Activity Pack

This calendar activity pack can be used to help younger children who are just learning their numbers or kindergarten to lower elementary-aged kids who would have fun making their own calendar.
































Each month has the name of the month on the top for the child to trace to practice their printing. There is also room for the year. If the child is able to write the year for themselves, they can just fill it in. If not, there are traceable year blocks on the last pages that the child can trace, cut out, (or have a parent cut it out) and glue beside the name of the month.

For the days of the month, we have included 24 pages of numbers from 1 to 31, with each number written in a box with a picture. The child can choose what picture they want to use for a certain month, cut out the blocks (or have the parent cut them out), and glue the pictures on the calendar month where they belong. It will be necessary to check to see what day of the week each month starts on for the year you are making your calendar for. Also, make certain that the child understands that some months have 30 days, some 31 days, and of course February has 28 or 29, depending upon the year you are using the calendar activity for. They will not always use all of the pictures on their calendar. If they like, they can use seasonal pictures for each month, mix pictures for a month, or use the year-round pictures in the back such as princesses, trucks, and puppies. Part of the fun is deciding how to make the calendar!

For very young children, there is a number line in the back of the activity pack that will help them know which number comes next on the calendar. They can do a whole month, the whole year, or only one day at a time. For example, if they are doing only one day at a time, they would find the number 1 for the first day and place it on the calendar where it belongs (you may have to help them know which day of the week to start on). Then, each day, when they add a number to their calendar, they can find the number that matches the next number on the number line and glue it on the next day. This helps with matching abilities, even if they are not ready to learn all of their numbers to number 31.

If you have any questions or suggestions, please let us know! Contact us at [writebonnierose@gmail.com](mailto:writebonnierose@gmail.com). Have fun!



 1	 2	 3	 4	 5	 6	 7
 8	 9	 10	 11	 12	 13	 14
 15	 16	 17	 18	 19	 20	 21
 22	 23	 24	 25	 26	 27	 28
 29	 30	 31				

