

NEW WORLD EXPLORERS LOOP CARDS

12 questions & answers
For single player
or group participation

Great review game
Fun way to get kids
up and moving

BY BONNIE ROSE HUDSON



Copyright © 2018 by Bonnie Rose Hudson

Graphics used courtesy of [Sonya DeHart Design](#) and [EduClips](#).

All Rights Reserved. This book may not be reproduced or transmitted by any means, including graphic, electronic, or mechanical, without the express written consent of the author except in the case of brief quotations embodied in critical articles and reviews and those uses expressly described in the following Terms of Use. You are welcome to link back to the author's website, <http://writebonnierose.com>, but may not link directly to the PDF file. You may not alter this work, sell or distribute it in any way, host this file on your own website, or upload it to a shared website.

Terms of Use: For use by a family, this unit can be printed and copied as many times as needed. Classroom teachers may reproduce one copy for each student in his or her class. Members of co-ops or workshops may reproduce one copy for up to fifteen children. This material cannot be resold or used in any way for commercial purposes. Please contact the publisher with any questions.

New World Explorers Loop Cards

Instructions for Play

The goal:

In loop cards, each card contains both an answer and a question. The goal is to arrange the cards so that each question is followed by the correct answer.

For a single player:

Print the cards, cut them apart, and shuffle them thoroughly. The player's goal is to arrange the cards so that each question is followed by the correct answer (except that the first and last cards will complete each other). The player can do this by lining them up like dominoes on the table or desk, stacking them in a pile in the correct order, etc.

For classroom use:


Print the cards, cut them apart, and shuffle them thoroughly. Give one card to each student. If you have fewer students than the number of cards, give some children more than one card.

Choose one student to begin by reading the question on the lower half of his or her card. Once the student has finished reading the question, the remaining students should review their cards. When someone feels he or she has the card with the correct answer, have the student stand up, raise a hand, or respond in whatever way you prefer. If the answer is correct, that student should then read his question to the class. If the answer is not correct, continue working with the students to find who is holding the correct answer. If desired, you can have the students form a line or a circle as they complete their card so you can build an actual loop in your classroom. Play continues until all questions have been answered, with the final question being answered by the student who started the loop.

Example:

One card asks the question, "Who discovered Prince Edward Island?" The correct answer is the card that says, "Jacques Cartier." The question at the bottom of the Jacques Cartier card asks, "Who tried to find lost cities of gold for Spain?" The correct answer is the card that says, "Coronado."


Balboa



Who discovered
Prince Edward Island?

WriteBonnieRose.com


Jacques Cartier



Who tried to find lost cities
of gold for Spain?

WriteBonnieRose.com


Coronado



Who explored the land west
of the Mississippi River
with William Clark?

WriteBonnieRose.com


Meriwether Lewis



Who was an expert mapmaker
who helped Meriwether Lewis?

WriteBonnieRose.com


William Clark



Who discovered
America in 1492?

WriteBonnieRose.com


Christopher Columbus



Who conquered the
Incas and Peru?

WriteBonnieRose.com


Francisco Pizarro



Who explored for England and
the Dutch East India Company?

WriteBonnieRose.com


Henry Hudson



Who conquered the Aztecs?

WriteBonnieRose.com


Hernando Cortes



Who claimed Canada
for England?

WriteBonnieRose.com


John Cabot



Who discovered Florida
while searching for
the fountain of youth?

WriteBonnieRose.com


Ponce de Leon



Who tried to sail
around the world?

WriteBonnieRose.com

Ferdinand Magellan



Who was the first European
to see the Pacific Ocean from
North America?

WriteBonnieRose.com

New World Explorers Loop Cards

Answer Key

1. Jacques Cartier discovered Prince Edward Island.
2. Coronado tried to find lost cities of gold for Spain.
3. Meriwether Lewis explored the land west of the Mississippi River with William Clark.
4. William Clark was an expert mapmaker who helped Meriwether Lewis.
5. Christopher Columbus discovered America in 1492.
6. Francisco Pizarro conquered the Incas and Peru.
7. Henry Hudson explored for England and the Dutch East India Company.
8. Hernando Cortes conquered the Aztecs.
9. John Cabot claimed Canada for England.
10. Ponce de Leon discovered Florida while searching for the fountain of youth.
11. Ferdinand Magellan tried to sail around the world.
12. Balboa was the first European to see the Pacific Ocean from North America.



Thank you for downloading my product! I pray it is a blessing to you and your family. If you'd like to view more of my products and freebies, you'll find them at WriteBonnieRose.com. I am adding new material almost every week, so please check back often or sign up to receive my newsletter so you don't miss a thing.

At WriteBonnieRose.com, you'll find:

- Resources for Teaching Kids About the Persecuted Church and Unreached People Groups
- Copywork
- History Resources and Printables
- Holiday Resources and Printables
- Coloring Pages
- Notebooking Pages
- Timeline Worksheets and Resources
- Short Stories for Kids
- Writing Opportunities
- How to Write for Homeschoolers

I'd love to connect with you! In addition to my website, you can find me on:

[CurrClick](#)
[Educents](#)
[Teachers Pay Teachers](#)
[Facebook](#)
[Pinterest](#)
[Twitter](#)
[LinkedIn](#)

