

















Counting with Chocolate Chip Cookies

Cut the boxes from the bottom of the page and paste them into the correct places to count from 10 to 160 by 10s.


Gingerbread Place Value

Look at the numbers. Cut out the gingerbread numbers and put them in the correct places on the place value chart to make the number 75.

75




TENS	ONES



Eating a Cookie Sequencing









What does a cookie look like when you are ready to eat it? How about after one bite? What happens next? Cut out the pictures at the bottom of the page and paste them in the right order to show what a cookie looks like when it is being eaten.









1	2
3	4



Cookie Shapes

Find the Christmas cookie that is the correct shape and paste it below the shape it matches.


Adding Cookies

Try some addition problems using cookies. Do the math problems, then cut out the number answers and the picture answers from the choices at the bottom of the page and paste them in the answer boxes. There are some choices at the bottom of the page you will not use.

5



4



+ 3



+ 2



--	--

--	--

	8
	5

	6
	3