

What if the People of the American Revolution Were on Social Media?

Though it is hard for us to imagine today, there was a time not so very long ago when social media did not exist. You are going to use your imagination along with some research and create an imaginary social media account for each of the famous people of the American Revolution featured in this unit. This isn't for any specific current or past social media platform, so don't worry about platforms that use a certain format, number of characters, etc.

Here's an example using Paul Revere. On the first page, fill in his name and date of birth. For his name, find out what his full name was (middle name, etc.) and write his full name in the box. If an exact birthdate is not known, mark it with a c. for "circa."

Next, write three sentences about Paul Revere. If you don't know much about his life, save this for last.

In the next spaces, fill in where he lives, places he used to live, what his job is, and what his former jobs were. This is where our unit will be a little different than if Paul Revere was creating a social media profile today. Obviously, he does not have a "current" address in the United States or a current job like he did when he was a silversmith. So for these spaces, choose a point in his life and fill them in for that point. It will work best if you choose a point later in his life or while he was doing what he is most known for. So for this example, you could choose a point late in his life after the American Revolution.

Finally, fill in what his educational background was and what his other hobbies or interests were. If this information isn't known, you may note "unknown" or have fun and make something up—but be clear it is fictional. For example, for his hobbies, you could say, "Unknown—long rides on horseback (fictional)."

On the second page for Paul Revere, fill out the names of his close family members and their relationship to him, such as wife, mother, etc. If they are deceased as of the point in time you chose for the profile, don't include them here. Again, if it's unknown, you can mark it unknown/fictional as before.

You can also fill out close friends and coworkers of Paul Revere. If he had a social media account, who would he have been connected to?

Choose two of the people you just wrote about and draw a picture of them in the spaces at the top of the page. You can also cut and paste a picture if you print one from the Internet or other resource. If you cannot find pictures, look at how people of the time period and culture dressed and use that as your model.

On the third page for Paul Revere, fill out additional people he would have been connected to but not as personally close to. Choose two of the people you just wrote about and draw a picture of them in the spaces at the top of the page. You can also cut and paste a picture if you print one from the Internet or other resource. Again, if you cannot find pictures, look at how people of the time period and culture dressed and use that as your model.

You can also add other notes and interesting facts you found about him as you researched his life. You can add to this as you complete the unit if you find more facts you want to remember.


The final four pages are for you to create ten posts that Paul Revere could have shared. For example, he could have posted, "The British are coming!" If the exact date for this post is unknown, include whatever information you can find such as a month and year or just a year. For this post, the date would be April 18, 1775.


On the first of these final four pages, write five text-only posts and be sure to include the date each could have been made. On the next three pages, create five posts that Paul Revere could have included an image or a video with. In one box, draw or cut and paste an image or a still scene from a video you imagine he could have used. In the second box, write the text that could have accompanied it. Using his posting about the British who were on their way, maybe the picture could have been of the British who captured him.

Feel free to be silly and have fun – selfies are allowed! And it's okay if you don't write using all the same words the real person could have used. The important part is to be historically accurate as far as the people, places, and events.

Once you have written and illustrated the posts, it is time to move on to the next person of the American Revolution unless you still need to fill out the three sentences that tell the world who Paul Revere was. Fill that out if you need to and then discover the next person of the American Revolution.




Name			Three sentences that tell the world about you
Date of Birth			
		Abigail Adams	
City/Colony/ Country	Current		
	Former		
Jobs/ Positions Held	Current		
	Former		
Education			
Hobbies & Interests			



Close Family Members & Relationship

Close Friends and/or Coworkers



Additional Friends and Acquaintances

Other Notes About Me

Date

Date

Date

Date

Date

Date

Date

Date

Date

Date

SAMPLE