

What if Shakespeare's Characters Were on Social Media?

Though it is hard for us to imagine today, there was a time not so very long ago when social media did not exist. You are going to use your imagination along with some research and create an imaginary social media account for each of Shakespeare's characters featured in this unit. This isn't for any specific current or past social media platform, so don't worry about platforms that use a certain format, number of characters, etc.

This unit is designed to ask you to fill in much of the same information you would need to know if you created a social media account today, but since these accounts are for fictional characters, there will be some differences. When an author writes a long work such as a play or a novel, he or she creates much more than what you see in the finished piece. The author may not tell the reader when or where a character was born, what education they received, or who their childhood friends were, but most of the time, the author has thought through all of this for each of the main characters because all of that influences who the character is when he or she appears in a story. For example, a character born in 1932 in the United States would grow up differently than a character born in 1824 in Japan, and where and when they were born has a very real impact on who they are and what they do in a story.

So for your social media accounts, any time there is information required that Shakespeare did not include in his finished work, you need to fill it in using your own imagination and what you know about the characters in the story. Here's an example using Romeo from *Romeo and Juliet*. On the first page, fill in his name and date of birth. For his name, find out what his full name was (middle name, etc.) and write his full name in the box. If no birthdate is given, create one that is consistent with the time and place the play is set in. Any time in this project that you have to create the information rather than use what was shared in Shakespeare's work, mark the information with a star or asterisk.

Next, write three sentences about Romeo. If you don't know much about his life, save this for last.

In the next spaces, fill in where he lives, places he used to live, what his job is, and what his former jobs were. Choose a point late in the story to fill this in for. Finally, fill in what his educational background was and what his other hobbies or interests were. For example, Romeo's hobbies could have included long moonlit walks.

On the second page for Romeo, fill out the names of his close family members and their relationship to him, such as wife, mother, etc. You can also fill out his close friends and coworkers. If Romeo had a social media account, who would he have been connected to?

Choose two of the people you just wrote about and draw a picture of them in the spaces at the top of the page. You can also cut and paste a picture if you print one from the Internet or other resource.

On the third page for Romeo, fill out additional people he would have been connected to but not as personally close to. Choose two of the people you just wrote about and draw a picture of them in the spaces at the top of the page. You can also cut and paste a picture if you print one from the Internet or other resource.

You can also add other notes and interesting facts you found about Romeo as you study the play. You can add to this as you complete the unit if you find more facts you want to remember.


The final four pages are for you to create ten posts that Romeo could have shared. For example, he could have posted, "What light through yonder window breaks? It is the east, and Juliet is the sun."


On the first of these final four pages, write five text-only posts. On the next three pages, create five posts that Romeo could have included an image or a video with. In one box, draw or cut and paste an image or a still scene from a video you imagine he could have used. In the second box, write the text that could have accompanied it. Using Romeo's post about seeing Juliet, he could have shared a photo of Juliet.

Feel free to be silly and have fun – selfies are allowed! The text in the posts does not have to come from the play. The important part is to keep what you write consistent with the people, places, and events in the play. Maybe there is a scene or a character you think Shakespeare should have written. Here is your chance to make that part of the story.

Once you have written and illustrated the posts, it is time to move on to the next character unless you still need to fill out the three sentences that tell the world who Romeo was. Fill that out if you need to and then discover the next of Shakespeare's characters.




Name			Three sentences that tell the world about you
Date of Birth			
		Cobweb	
City/Region/ Country	Current		
	Former		
Jobs/ Positions Held	Current		
	Former		
Education			
Hobbies & Interests			



Close Family Members & Relationship

Close Friends and/or Coworkers



Additional Friends and Acquaintances

Other Notes About Me

Post

Post

Post

Post

Post

Post

Post

Post

Post

Post

SAMPLE