

Special Colt


Jesus went to Jerusalem several days before the events that led to Good Friday and Resurrection Sunday. When He was close to the city, He sent two of his disciples ahead to get a colt for Him to ride on to enter Jerusalem. It was one of the many promises God had made long ago to help the people understand that Jesus is the Messiah.


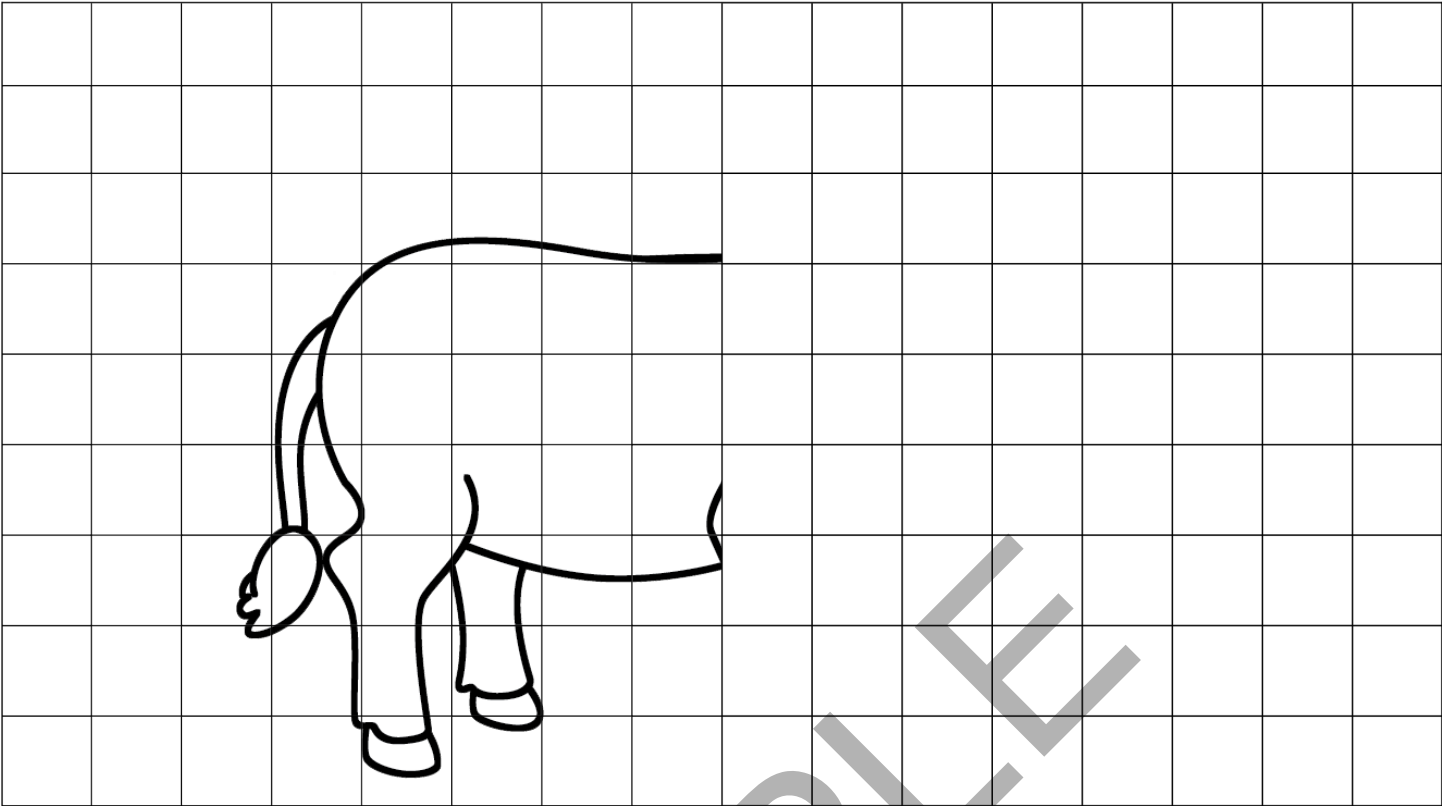
And when they came nigh to Jerusalem, unto Bethphage and Bethany, at the mount of Olives, he sendeth forth two of his disciples, and saith unto them, "Go your way into the village over against you: and as soon as ye be entered into it, ye shall find a colt tied, whereon never man sat; loose him, and bring him. And if any man say unto you, 'Why do ye this?' say ye that the Lord hath need of him; and straightway he will send him hither."

And they went their way, and found the colt tied by the door without in a place where two ways met; and they loose him. And certain of them that stood there said unto them, "What do ye, loosing the colt?" And they said unto them even as Jesus had commanded: and they let them go. Mark 11:1-6

Follow these instructions to draw a picture representing the colt the disciples were sent to get like the one shown below:

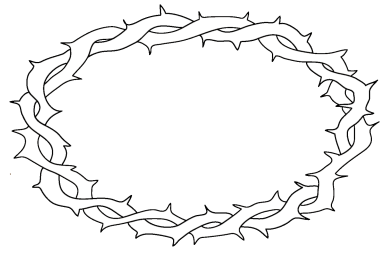
- Decide if you want to draw the right half of the picture or the left half of the picture and draw it in one of the first two grids. You can draw both if you'd like. Don't worry if you can't draw every detail. Just do your best and draw as much of the picture as you can.
- Now, using a blank grid from the back of the book, try drawing the whole picture.






Identify the Image


1. Which picture represents "Jesus Prays in Gethsemane"? Circle it.





2. Which picture represents "Peter Denies Jesus"? Circle it.



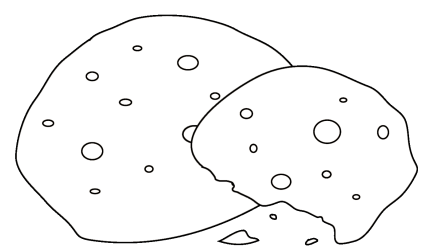

3. Which picture represents "Jesus Before Pilate"? Circle it.



4. Which picture represents the "Special Colt"? Circle it.


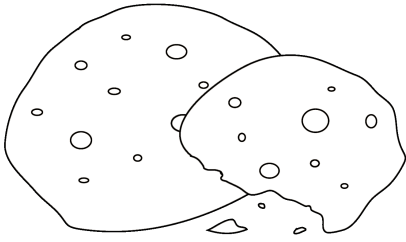
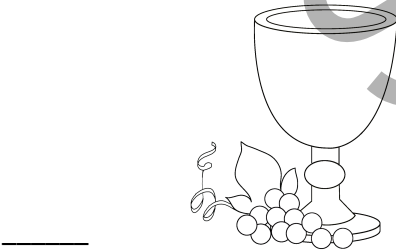

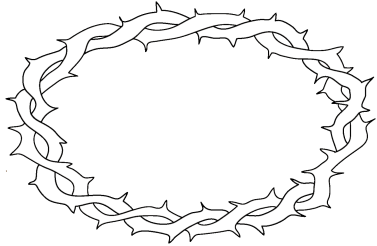



5. Which picture represents "Giving Thanks for the Cup"? Circle it.




Chronological Order

Look at the pictures below. They each represent an event in the life of Jesus. Put a number on the line next to each event to show the order they happened in.



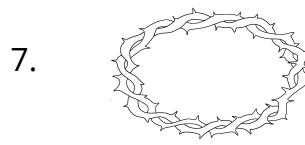
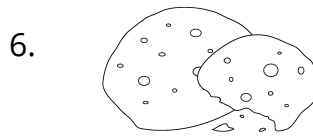




SAMPLE



Answer Key

Identify the Image



Chronological Order

