

Belling the Cat


“Belling the Cat” is an Aesop fable in which a group of mice were tired of being afraid of the cat where they lived. They gathered together to try and find a solution to their problem. Finally, a young mouse had a plan that he knew would work. He suggested hanging a bell around the cat’s neck. Then they could hear it coming.



All of the mice were thrilled. They could not believe they had not thought of the plan before. However, an old mouse stood up and quietly said that he thought it was a very good plan, but he had a question. Who was going to be the one to hang the bell around the cat’s neck? Of course, no one wanted to be the one to have to do that.

The moral of the story is that it is one thing to say that something should be done, but quite another thing to actually do it.

Follow these instructions to draw a picture from “Belling the Cat” on the next page like the one shown below:


- Decide if you want to draw the right half of the picture or the left half of the picture and draw it in one of the first two grids. You can draw both if you’d like.
- Now, using a blank grid from the back of the book, try drawing the whole picture.







Identify the Images From Aesop's Fables


1. Which picture is from "The Fox and the Stork"? Circle it.





2. Which picture is from "The Shepherd Boy and the Wolf"? Circle it.




3. Which picture is from "The Milkmaid and Her Pail"? Circle it.





4. Which picture is from "Belling the Cat"? Circle it.



5. Which picture is from "The Lion and the Mouse"? Circle it.





SAMPLE

Answer Key

1.




2.



3.



4.




5.




6.



7.



8.



9.



10.

