


Australian Koolie

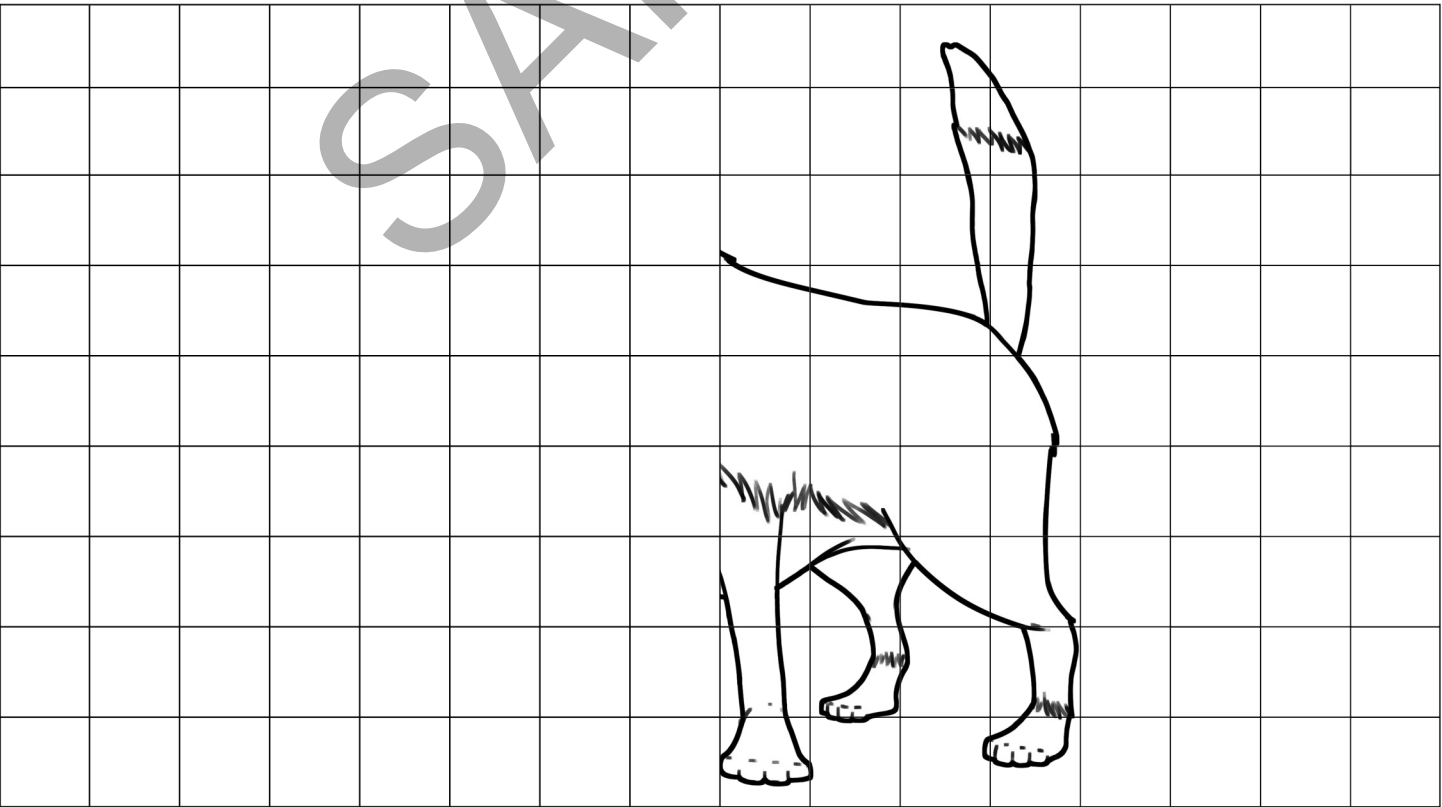

The Australian Koolie was bred in Australia in the early 1800s from imported British working dogs. It is a medium-sized dog about 13 to 23 inches (34 to 60 centimeters) tall at the shoulder. It usually weighs between 33 to 53 pounds (15 to 24 kilograms). It has a blue-gray color and is built something like a collie. As with the collie, the coat can be different lengths. The Koolie has been bred to show different characteristics in different areas.

The Koolie is a very hardworking dog with lots of stamina and has been trained to work with sheep, goats, and cattle. In areas without as much farming, the Australian Koolie has shown it can also be trained to work in bomb detection or as a therapy dog. A well-trained Koolie can also be a great family pet, but it needs to be busy and does not do well if left alone with nothing to do.

Follow these instructions to draw an Australian Koolie on the next page like the one shown below:




- Decide if you want to draw the right half of the picture or the left half of the picture and draw it in one of the first two grids. You can draw both if you'd like.
- Now, using a blank grid from the back of the book, try drawing the whole picture.



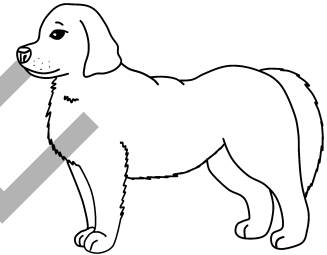



Identify the Dog Breed



1. Which picture shows a dachshund? Circle it.





2. Which picture shows an Australian Koolie? Circle it.






3. Which picture shows a rottweiler? Circle it.





4. Which picture shows a collie? Circle it.




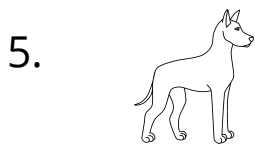




5. Which picture shows a Great Dane? Circle it.





Answer Key



SAMPLE