

## Words and Vocabulary Covered in Lists One-Five Includes Five Review Worksheets

acceptable	pleasing; satisfactory
according	based upon
aiding	helping or assisting
beseech	to ask seriously and eagerly
birthplace	place of origin
brethren	brothers; fellow believers
chant	to repeat something over and over
comfortable	fitting with a person's personality and preferences
confidence	trust, with God's help, in your abilities
conformed	act in a way that is similar or identical to something
cunning	skill and ingenuity
declining	deteriorating
delicate	dainty; fragile
dense	crowded together
dual	two similar parts
farmhouses	places to live on farms
gale	a strong wind
glib	superficial; without depth of meaning
guarded	protected or defended
gyrating	to revolve around a central point in a circular motion
highland	land with many mountains
locomotive	vehicle that is used to move rail cars on a track
lofty	very high
machinery	the parts that keep something functioning
menace	a threat
merge	combine or blend together
modern	the present or very recent past
modes	particular forms or types of something
native	from a particular place

## Words and Vocabulary Covered in Lists One-Five Includes Five Review Worksheets

acceptable	pleasing; satisfactory
according	based upon
aiding	helping or assisting
beseech	to ask seriously and eagerly
birthplace	place of origin
brethren	brothers; fellow believers
chant	to repeat something over and over
comfortable	fitting with a person's personality and preferences
confidence	trust, with God's help, in your abilities
conformed	act in a way that is similar or identical to something
cunning	skill and ingenuity
declining	deteriorating
delicate	dainty; fragile
dense	crowded together
dual	two similar parts
farmhouses	places to live on farms
gale	a strong wind
glib	superficial; without depth of meaning
guarded	protected or defended
gyrating	to revolve around a central point in a circular motion
highland	land with many mountains
locomotive	vehicle that is used to move rail cars on a track
lofty	very high
machinery	the parts that keep something functioning
menace	a threat
merge	combine or blend together
modern	the present or very recent past
modes	particular forms or types of something
native	from a particular place

necessary	absolutely needed
numerous	a great number of something
odious	horrible; evil; awful; horrid
ought	should
ourselves	us
outlive	to live longer than or to survive longer than
parallel	being exactly the same distance apart everywhere and never intersecting
possessed	owned
prairies	lands that are mainly covered in grass
protruding	sticking out from the main part
pulse	a steady beating
reasonable	sensible; fair; just
region	a division of a country
renewing	become like new again
resolve	determination or decisiveness
sacrifice	something of great value dedicated to God
shuttling	regularly going back and forth over the same distance and area
signal	something that means a notice or a warning
silvery	having the color of silver or being made partially of silver
soberly	seriously; not exaggerated
spacious	having a great deal of room
steadily	unflinching; showing very little change
surrender	to give up or admit defeat
tapering	gradually lessening
therefore	because of
tinged	to have slightly colored something with a different color
transformed	a change of character, or a change of the condition that someone is in
twinkle	the blinking of lights
utmost	greatest amount
valves	mechanical devices that regulate the flow of water, air, etc.
whistled	blew air through lips to make a shrill, strong sound

# Instructions

Seventh grade spelling focuses not only on mastering the art of spelling words but also on increasing vocabulary.


Activities are provided to make practicing spelling fun and enjoyable (which also helps with retention). Assigning additional quizzes or tests is up to the parent's or teacher's discretion. If a student has trouble learning to spell certain words, it may be necessary for them to write those words more often than what is included in the assignments. Learning to spell correctly is a valuable skill for all students to master, as it is important in almost any field. Students are often more confident when they are comfortable spelling words correctly and know how to express themselves.

On Day One of each new list, it may be helpful for the student to write a list of the words (without their definitions) on a separate piece of paper. When they have a vocabulary assignment to complete, they can place their written list over top of the portion of the assignment page that has the words with their definitions. This way they can see their choices of words for the activity without also seeing the definitions.

In seventh grade spelling, students will make a dictionary of new words that can be incorporated into their day-to-day lives. They will choose a word they like from the spelling list they are working with. It does not matter which word they choose unless the parent or teacher has a preference. Students can print the dictionary template on page 8 of this book to use for the exercises they will be doing, or they may use a piece of notebook paper, whichever is preferred.

Directions for the vocabulary exercises vary by the day, but each week follows the same pattern. For example, Day Two assignments are always the same, Day Three assignments are always the same, etc. Instructions for these assignments are provided on the following page. You may wish to print the page once for the student to refer to each week as they complete the vocabulary builder work for each lesson.

During the review lessons at the end of this book, it will be helpful for the student to also review the words in their personal dictionary to reinforce the use of these words in their day-to-day lives.



# Vocabulary Builder

Have you ever stopped to think about the fact that we often use the same words over and over to express ourselves? Sometimes we have trouble saying exactly what we mean because we aren't sure what words to use to say it. It's time to liven up our conversation and writing with new words!

You are going to create your own personal dictionary. This is your dictionary of new words that can be incorporated into your day-to-day life.

## Day Two Instructions:

Choose a word from this week's spelling list that you like. It does not matter which word you choose. Print out the dictionary page to use for the exercises we will be doing, or use a piece of notebook paper, whichever you like.

Today's personal dictionary assignment is to write your chosen word at the top of the dictionary page and start adding it to your vocabulary. Look up the word in a dictionary and copy the pronunciation on your dictionary page. Next, write your word divided into syllables. Practice saying the word properly according to the dictionary pronunciation.

## Day Three Instructions:

Look up your word in the dictionary and copy one or more of the definitions onto your dictionary page. Use your word in normal conversation at least three times today. Learn to be comfortable with the new word and make it part of your normal vocabulary.

## Day Four Instructions:

Write one sentence for the word you chose to work with this week. Next, write the word and write two synonyms after it. Write the word again, and write two antonyms after it.

Use your word in normal conversation at least three times again today. This will help you remember the word when you are talking with friends and family.

## Day Five Instructions:

Review the word you have chosen for your dictionary page. Continue to use it whenever it fits into daily conversation and writing.

SAMPLE

*The difference between the right word and the almost right word is the difference between lightning and the lightning bug. -Mark Twain*



## List Two—Day One

Here is our list of words.

1. declining—deteriorating
2. silvery—having the color of silver or being made partially of silver
3. shuttling—regularly going back and forth over the same distance and area
4. locomotive—vehicle that is used to move rail cars on a track
5. tinged—to have slightly colored something with a different color
6. tapering—gradually lessening
7. dense—crowded together
8. delicate—dainty; fragile
9. parallel—being exactly the same distance apart everywhere and never intersecting
10. gyrating—to revolve around a central point in a circular motion
11. protruding—sticking out from the main part
12. dual—two similar parts

Read each of the words.


Now, go back over the words again. Say the word aloud. Spell the word aloud. Say the word aloud again.

Write each of the words one time. Don't forget to include the definitions when you copy the words.

Below is the activity to review these words. This activity can be used as copywork or dictation. The activity includes part of the first stanza from "To a Locomotive in Winter," by Walt Whitman. We will be completing the poem with the next lesson.

To a Locomotive in Winter  
Walt Whitman

Thee for my recitative!  
Thee in the driving storm even as now, the snow, the winter-day declining,  
Thee in thy panoply, thy measur'd dual throbbing and thy beat convulsive,  
Thy black cylindrical body, golden brass, and silvery steel,  
Thy ponderous side-bars, parallel and connecting rods, gyrating, shuttling at thy sides,  
Thy metrical, now swelling pant and roar, now tapering in the distance,  
Thy great protruding head-light fix'd in front,  
Thy long, pale, floating vapor-pennants, tinged with delicate purple,  
The dense and murky clouds out-belching from thy smoke-stack,



## List Two—Day Two

1. declining—deteriorating
2. silvery—having the color of silver or being made partially of silver
3. shuttling—regularly going back and forth over the same distance and area
4. locomotive—vehicle that is used to move rail cars on a track
5. tinged—to have slightly colored something with a different color
6. tapering—gradually lessening
7. dense—crowded together
8. delicate—dainty; fragile
9. parallel—being exactly the same distance apart everywhere and never intersecting
10. gyrating—to revolve around a central point in a circular motion
11. protruding—sticking out from the main part
12. dual—two similar parts

For each definition below, you will see three words. Choose the word that fits the definition, and write the word on the line.

1. being exactly the same distance apart everywhere and never intersecting

gyrating                  parallel                  declining                  \_\_\_\_\_

2. regularly going back and forth over the same distance and area

shuttling                  tapering                  dual                  \_\_\_\_\_

3. two similar parts

dual                  delicate                  tinged                  \_\_\_\_\_

4. crowded together

declining                  dense                  locomotive                  \_\_\_\_\_

5. dainty; fragile

protruding                  silvery                  delicate                  \_\_\_\_\_

6. to have slightly colored something with a different color

gyrating                  tinged                  tapering                  \_\_\_\_\_




7. sticking out from the main part  
 protruding            dense            parallel            \_\_\_\_\_
8. deteriorating  
 shuttling            declining            tapering            \_\_\_\_\_
9. to revolve around a central point in a circular motion  
 tinged            dual            gyrating            \_\_\_\_\_
10. having the color of silver or being made partially of silver  
 protruding            silvery            locomotive            \_\_\_\_\_
11. gradually lessening  
 tapering            parallel            silvery            \_\_\_\_\_
12. vehicle that is used to move rail cars on a track  
 declining            locomotive            delicate            \_\_\_\_\_

**Vocabulary Builder**

Complete the vocabulary work for Day Two.



SAMPLE



## List Two—Day Three

1. declining—deteriorating
2. silvery—having the color of silver or being made partially of silver
3. shuttling—regularly going back and forth over the same distance and area
4. locomotive—vehicle that is used to move rail cars on a track
5. tinged—to have slightly colored something with a different color
6. tapering—gradually lessening
7. dense—crowded together
8. delicate—dainty; fragile
9. parallel—being exactly the same distance apart everywhere and never intersecting
10. gyrating—to revolve around a central point in a circular motion
11. protruding—sticking out from the main part
12. dual—two similar parts

Complete the crossword puzzle using the clues on the next page.



**Across:**

2. dainty; fragile
3. vehicle that is used to move rail cars on a track
5. regularly going back and forth over the same distance and area
8. having the color of silver or being made partially of silver
10. sticking out from the main part
11. crowded together

**Down:**

1. deteriorating
2. two similar parts
4. being exactly the same distance apart everywhere and never intersecting
6. gradually lessening
7. to revolve around a central point in a circular motion
9. to have slightly colored something with a different color

**Vocabulary Builder**

Complete the vocabulary work for Day Three.



## List Two—Day Four

1. declining—deteriorating
2. silvery—having the color of silver or being made partially of silver
3. shuttling—regularly going back and forth over the same distance and area
4. locomotive—vehicle that is used to move rail cars on a track
5. tinged—to have slightly colored something with a different color
6. tapering—gradually lessening
7. dense—crowded together
8. delicate—dainty; fragile
9. parallel—being exactly the same distance apart everywhere and never intersecting
10. gyrating—to revolve around a central point in a circular motion
11. protruding—sticking out from the main part
12. dual—two similar parts

Write your spelling words below in alphabetical order.

There are three columns after your alphabetical list: one for rhyming words, one for antonyms, and one for synonyms. Try to think of a rhyming word, an antonym, and a synonym for each of this week’s spelling words and write it in the correct column. If necessary, use a dictionary or thesaurus to help you find words you can use. Do your best; there may be some you cannot find.

Spelling Word	Rhyming Word	Antonym	Synonym
1.			
2.			
3.			
4.			
5.			
6.			
7.			
8.			
9.			
10.			
11.			
12.			

### Vocabulary Builder

Complete the vocabulary work for Day Four.

## List Two—Day Five


1. declining—deteriorating
2. silvery—having the color of silver or being made partially of silver
3. shuttling—regularly going back and forth over the same distance and area
4. locomotive—vehicle that is used to move rail cars on a track
5. tinged—to have slightly colored something with a different color
6. tapering—gradually lessening
7. dense—crowded together
8. delicate—dainty; fragile
9. parallel—being exactly the same distance apart everywhere and never intersecting
10. gyrating—to revolve around a central point in a circular motion
11. protruding—sticking out from the main part
12. dual—two similar parts

Unscramble the letters below to make your spelling words.

1. glhtnistu \_\_\_\_\_
2. ceeldati \_\_\_\_\_
3. dtgien \_\_\_\_\_
4. trogduirnp \_\_\_\_\_
5. enndlgici \_\_\_\_\_
6. luda \_\_\_\_\_
7. needs \_\_\_\_\_
8. moovecitol \_\_\_\_\_
9. allparle \_\_\_\_\_
10. velsiry \_\_\_\_\_
11. yaggrnit \_\_\_\_\_
12. gaptenri \_\_\_\_\_

### Vocabulary Builder

Complete the vocabulary work for Day Five.



## List Three—Day One

Here is our list of words.

1. pulse—a steady beating
2. whistled—blew air through lips to make a shrill, strong sound
3. prairies—lands that are mainly covered in grass
4. twinkle—the blinking of lights
5. signal—something that means a notice or a warning
6. steadily—unflinching; showing very little change
7. valves—mechanical devices that regulate the flow of water, air, etc.
8. modern—the present or very recent past
9. chant—to repeat something over and over
10. merge—combine or blend together
11. glib—superficial; without depth of meaning
12. gale—a strong wind

Read each of the words.

Now, go back over the words again. Say the word aloud. Spell the word aloud. Say the word aloud again.

Write each of the words one time. Don't forget to include the definitions when you copy the words.

Below is the activity to review these words. This activity can be used as copywork or dictation. The activity includes the second part of the first stanza, and the second stanza of "To a Locomotive in Winter," by Walt Whitman.

To a Locomotive in Winter  
Walt Whitman

Thy knitted frame, thy springs and valves, the tremulous twinkle of thy wheels,  
Thy train of cars behind, obedient, merrily following,  
Through gale or calm, now swift, now slack, yet steadily careering;  
Type of the modern—emblem of motion and power—pulse of the continent,  
For once come serve the Muse and merge in verse, even as here I see thee,  
With storm and buffeting gusts of wind and falling snow,  
By day thy warning ringing bell to sound its notes,  
By night thy silent signal lamps to swing.

Fierce-throated beauty!

Roll through my chant with all thy lawless music, thy swinging lamps at night,  
Thy madly-whistled laughter, echoing, rumbling like an earthquake, rousing all,  
Law of thyself complete, thine own track firmly holding,  
(No sweetness debonair of tearful harp or glib piano thine,)  
Thy trills of shrieks by rocks and hills return'd,  
Launch'd o'er the prairies wide, across the lakes,  
To the free skies unpent and glad and strong.

## List Three—Day Two

1. pulse—a steady beating
2. whistled—blew air through lips to make a shrill, strong sound
3. prairies—lands that are mainly covered in grass
4. twinkle—the blinking of lights
5. signal—something that means a notice or a warning
6. steadily—unflinching; showing very little change
7. valves—mechanical devices that regulate the flow of water, air, etc.
8. modern—the present or very recent past
9. chant—to repeat something over and over
10. merge—combine or blend together
11. glib—superficial; without depth of meaning
12. gale—a strong wind

Imagine you are playing a word game. You draw letter tiles and have to make a word from them. Below are shown the tiles you have drawn. Use the tiles you need to make a spelling word. Write it on the line. (In our game, the extra tiles would be discarded.) The instructions tell you how many letters you should use for the word you are to make from your tiles.

1. Use 6 tiles. \_\_\_\_\_ Clue: something that means a notice or a warning

G	B	A	R	S	E	I	Y	L	T	I	M	J	N	W
---	---	---	---	---	---	---	---	---	---	---	---	---	---	---

2. Use 5 tiles. \_\_\_\_\_ Clue: combine or blend together

A	E	T	W	R	Q	F	N	E	C	M	T	U	O	G
---	---	---	---	---	---	---	---	---	---	---	---	---	---	---

3. Use 5 tiles. \_\_\_\_\_ Clue: a steady beating

S	O	Y	P	T	M	E	A	B	D	U	V	I	N	L
---	---	---	---	---	---	---	---	---	---	---	---	---	---	---

4. Use 4 tiles. \_\_\_\_\_ Clue: superficial; without depth of meaning

P	J	I	G	E	S	L	Y	F	E	B	O	R	C	M
---	---	---	---	---	---	---	---	---	---	---	---	---	---	---

5. Use 8 tiles. \_\_\_\_\_ Clue: blew air through lips to make a shrill, strong sound

E	I	T	N	R	S	Y	D	O	W	A	L	P	H	C
---	---	---	---	---	---	---	---	---	---	---	---	---	---	---

6. Use 6 tiles. \_\_\_\_\_ Clue: mechanical devices that regulate the flow of water, air, etc.

L	N	I	C	V	G	E	K	O	U	V	P	S	M	A
---	---	---	---	---	---	---	---	---	---	---	---	---	---	---

7. Use 8 tiles. \_\_\_\_\_ Clue: lands that are mainly covered in grass

I	R	O	I	T	E	N	P	W	S	V	B	A	F	R
---	---	---	---	---	---	---	---	---	---	---	---	---	---	---

8. Use 5 tiles. \_\_\_\_\_ Clue: to repeat something over and over

G	H	E	T	N	K	I	C	L	T	U	M	A	O	D
---	---	---	---	---	---	---	---	---	---	---	---	---	---	---

9. Use 6 tiles. \_\_\_\_\_ Clue: the present or very recent past

R	P	M	E	N	A	W	D	B	C	I	E	K	O	F
---	---	---	---	---	---	---	---	---	---	---	---	---	---	---

10. Use 4 tiles. \_\_\_\_\_ Clue: a strong wind

A	R	Y	I	P	S	L	B	Z	E	M	O	K	W	G
---	---	---	---	---	---	---	---	---	---	---	---	---	---	---

11. Use 7 tiles. \_\_\_\_\_ Clue: the blinking of lights


K	A	N	V	L	R	T	M	E	O	H	W	A	Y	I
---	---	---	---	---	---	---	---	---	---	---	---	---	---	---

12. Use 8 tiles. \_\_\_\_\_ Clue: unfalteringly; showing very little change

L	E	N	K	A	V	S	Y	I	R	U	T	F	D	B
---	---	---	---	---	---	---	---	---	---	---	---	---	---	---

## Vocabulary Builder

Complete the vocabulary work for Day Two.





## List Three—Day Three

1. pulse—a steady beating
2. whistled—blew air through lips to make a shrill, strong sound
3. prairies—lands that are mainly covered in grass
4. twinkle—the blinking of lights
5. signal—something that means a notice or a warning
6. steadily—unflinching; showing very little change
7. valves—mechanical devices that regulate the flow of water, air, etc.
8. modern—the present or very recent past
9. chant—to repeat something over and over
10. merge—combine or blend together
11. glib—superficial; without depth of meaning
12. gale—a strong wind

Write the correct spelling word on the line before the definition.

1. \_\_\_\_\_ combine or blend together
2. \_\_\_\_\_ mechanical devices that regulate the flow of water, air, etc.
3. \_\_\_\_\_ a strong wind
4. \_\_\_\_\_ the blinking of lights
5. \_\_\_\_\_ unflinching; showing very little change
6. \_\_\_\_\_ to repeat something over and over
7. \_\_\_\_\_ a steady beating
8. \_\_\_\_\_ the present or very recent past
9. \_\_\_\_\_ superficial; without depth of meaning
10. \_\_\_\_\_ something that means a notice or a warning
11. \_\_\_\_\_ blew air through lips to make a shrill, strong sound
12. \_\_\_\_\_ lands that are mainly covered in grass

### Vocabulary Builder

Complete the vocabulary work for Day Three.

## List Three—Day Four

1. pulse—a steady beating
2. whistled—blew air through lips to make a shrill, strong sound
3. prairies—lands that are mainly covered in grass
4. twinkle—the blinking of lights
5. signal—something that means a notice or a warning
6. steadily—unflinching; showing very little change
7. valves—mechanical devices that regulate the flow of water, air, etc.
8. modern—the present or very recent past
9. chant—to repeat something over and over
10. merge—combine or blend together
11. glib—superficial; without depth of meaning
12. gale—a strong wind

Write a story using at least eight of your words from this list; for the words not used in the story, write a sentence for each.

### Vocabulary Builder

Complete the vocabulary work for Day Four.



## List Three—Day Five

1. pulse—a steady beating
2. whistled—blew air through lips to make a shrill, strong sound
3. prairies—lands that are mainly covered in grass
4. twinkle—the blinking of lights
5. signal—something that means a notice or a warning
6. steadily—unflinching; showing very little change
7. valves—mechanical devices that regulate the flow of water, air, etc.
8. modern—the present or very recent past
9. chant—to repeat something over and over
10. merge—combine or blend together
11. glib—superficial; without depth of meaning
12. gale—a strong wind

Do the math problems under each line to find the letters that make your spelling words. Make sure you watch your signs!

a	b	c	d	e	f	g	h	i	j	k	l	m
9	12	15	18	21	24	27	30	33	36	39	42	45

n	o	p	q	r	s	t	u	v	w	x	y	z
48	51	54	57	60	63	66	69	72	75	78	81	84

1.  $\frac{\quad}{3 \times 25}$     $\frac{\quad}{3 \times 10}$     $\frac{\quad}{16 + 17}$     $\frac{\quad}{9 \times 7}$     $\frac{\quad}{6 \times 11}$     $\frac{\quad}{6 \times 7}$     $\frac{\quad}{3 \times 7}$     $\frac{\quad}{3 \times 6}$

2.  $\frac{\quad}{3 \times 9}$     $\frac{\quad}{4 + 5}$     $\frac{\quad}{2 \times 21}$     $\frac{\quad}{15 + 6}$

3.  $\frac{\quad}{6 \times 12}$     $\frac{\quad}{3 \times 3}$     $\frac{\quad}{3 \times 14}$     $\frac{\quad}{2 \times 36}$     $\frac{\quad}{12 + 9}$     $\frac{\quad}{3 \times 21}$

4.  $\frac{\quad}{45 + 18}$     $\frac{\quad}{2 \times 33}$     $\frac{\quad}{9 + 12}$     $\frac{\quad}{6 + 3}$     $\frac{\quad}{2 \times 9}$     $\frac{\quad}{14 + 19}$     $\frac{\quad}{15 + 27}$     $\frac{\quad}{9 \times 9}$

5.  $\frac{\quad}{9 \times 5}$     $\frac{\quad}{7 \times 3}$     $\frac{\quad}{2 \times 30}$     $\frac{\quad}{19 + 8}$     $\frac{\quad}{17 + 4}$

6.  $\frac{\quad}{6 \times 9}$     $\frac{\quad}{3 \times 23}$     $\frac{\quad}{19 + 23}$     $\frac{\quad}{55 + 8}$     $\frac{\quad}{14 + 7}$

a	b	c	d	e	f	g	h	i	j	k	l	m
9	12	15	18	21	24	27	30	33	36	39	42	45

n	o	p	q	r	s	t	u	v	w	x	y	z
48	51	54	57	60	63	66	69	72	75	78	81	84

7.  $\frac{\quad}{3 \times 15}$   $\frac{\quad}{3 \times 17}$   $\frac{\quad}{14 + 4}$   $\frac{\quad}{5 + 16}$   $\frac{\quad}{5 \times 12}$   $\frac{\quad}{4 \times 12}$
8.  $\frac{\quad}{3 \times 22}$   $\frac{\quad}{5 \times 15}$   $\frac{\quad}{18 + 15}$   $\frac{\quad}{2 \times 24}$   $\frac{\quad}{3 \times 13}$   $\frac{\quad}{7 \times 6}$   $\frac{\quad}{44 - 23}$
9.  $\frac{\quad}{3 \times 5}$   $\frac{\quad}{5 \times 6}$   $\frac{\quad}{6 + 3}$   $\frac{\quad}{6 \times 8}$   $\frac{\quad}{3 \times 22}$
10.  $\frac{\quad}{9 \times 7}$   $\frac{\quad}{15 + 18}$   $\frac{\quad}{16 + 11}$   $\frac{\quad}{3 \times 16}$   $\frac{\quad}{3 \times 3}$   $\frac{\quad}{19 + 23}$
11.  $\frac{\quad}{51 - 24}$   $\frac{\quad}{28 + 14}$   $\frac{\quad}{19 + 14}$   $\frac{\quad}{3 \times 4}$
12.  $\frac{\quad}{2 \times 27}$   $\frac{\quad}{4 \times 15}$   $\frac{\quad}{5 + 4}$   $\frac{\quad}{13 + 20}$   $\frac{\quad}{6 \times 10}$   $\frac{\quad}{27 + 6}$   $\frac{\quad}{13 + 8}$   $\frac{\quad}{42 + 21}$

### Vocabulary Builder

Complete the vocabulary work for Day Five.

