

# Table of Contents

## **Black & White Version**

Getting an Aquarium Ready .....	4
Pet Fish .....	5
Life Cycle of a Fish .....	6
Getting Ready for Your Pet Gerbil.....	7
Pet Gerbils .....	8
Life Cycle of a Gerbil.....	9
Little Lost Kitten .....	10
Feeding a Cat .....	11
Life Cycle of a Cat .....	12
Living With a New Puppy .....	13
Taking Care of a Dog .....	14
Life Cycle of a Dog .....	15
Taking Care of a Horse.....	16
Caring for a Horse Is a Lot of Work.....	17
Life Cycle of a Horse.....	18
Taking Care of Chickens.....	19
Life Cycle of a Chicken.....	20
Getting to Know Your Hedgehog .....	21
Life Cycle of a Hedgehog .....	22
Choices to Cut and Paste .....	23-32

## **Color Version**

Getting an Aquarium Ready .....	33
Pet Fish .....	34
Life Cycle of a Fish .....	35
Getting Ready for Your Pet Gerbil.....	36
Pet Gerbils .....	37
Life Cycle of a Gerbil.....	38
Little Lost Kitten .....	39
Feeding a Cat .....	40
Life Cycle of a Cat .....	41
Living With a New Puppy .....	42
Taking Care of a Dog .....	43
Life Cycle of a Dog .....	44
Taking Care of a Horse.....	45
Caring for a Horse Is a Lot of Work.....	46
Life Cycle of a Horse.....	47
Taking Care of Chickens.....	48
Life Cycle of a Chicken.....	49
Getting to Know Your Hedgehog .....	50
Life Cycle of a Hedgehog .....	51
Choices to Cut and Paste .....	52-61

## **Answer Key**

Answer Key.....	62-71
-----------------	-------

# Getting an Aquarium Ready

Do you like to watch fish in an aquarium? Do you think fish make good pets? It takes a lot of work to get ready to have fish as pets, and it takes a lot of work to take care of them, too.

First, start with an empty aquarium.

Next, you need soil for the bottom of the aquarium. You also need a filter. The filter helps keep the water clean so your fish don't get sick as easily.

You can add decorations to hide the equipment and make the aquarium look nice, too. Now you can add the water and plants.

Don't forget to get a light for your aquarium so you can see the fish any time of the day.

You also need a water conditioner to add to the water to make it safe for the fish.

You also need to get a siphon to clean the gravel after the fish have been in the aquarium!

Some of the steps to setting up an aquarium are shown on page 23, but they are all mixed up. Cut them out and paste them in the boxes below in the correct order.

1	2	3
4	5	6

# Pet Fish

Are you ready to get your fish?

First, you need to go to a pet store and get a fish carrier to take your fish home in.

Next, make sure you have food ready to feed your fish when you bring them home.

You also need vitamins to help keep your fish healthy. Different kinds of fish need different vitamins, so be sure you get the right kind for the fish you are getting.

Be sure you get a net so you can carefully put the fish in the aquarium.

Make sure your aquarium is ready. Sometimes an aquarium needs to sit for a few hours or days, depending on the kind of fish, before you can put your fish in it for the first time.

Now, pick out your fish, take them home, and enjoy them!

Some of the steps to being ready for your pet fish are shown on page 23, but they are all mixed up. Cut them out and paste them in the boxes below in the correct order.

1	2	3
4	5	6

# Life Cycle of a Fish

Fish can be fun to watch. Here are some of the steps in a fish's life cycle.

Fish begin as eggs. There are often many eggs produced at one time depending on the type of fish.

A fish starts out very small in the egg. It gets its food from the yolk of the egg.

The baby fish grows while it is still inside the egg.

When it hatches, it is called a larva or fry. A larva doesn't have very developed fins yet.

The larva continues to grow and develop. It starts to look more and more like the adult fish it will become.

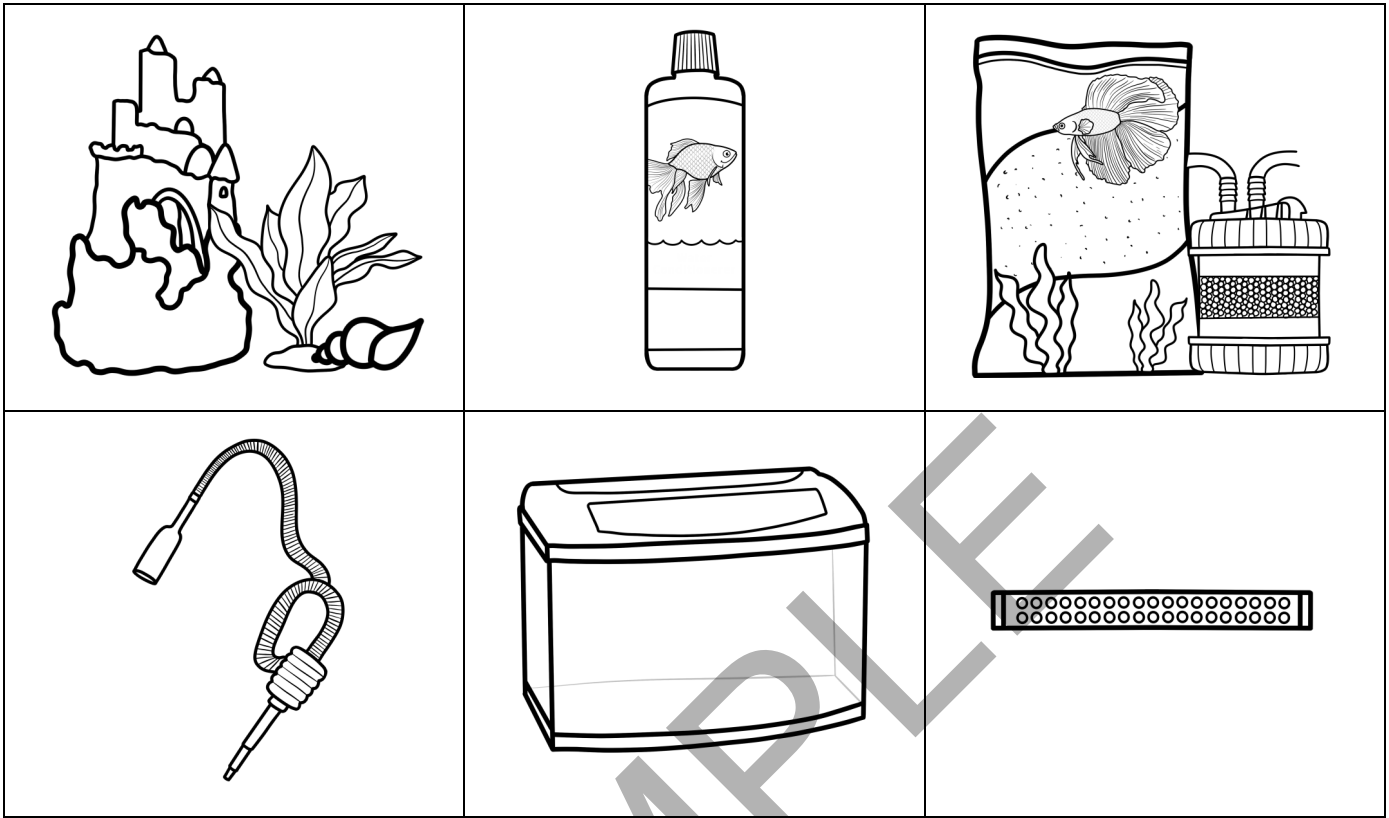
Finally, it becomes an adult. This can take years for large fish or minutes for very tiny fish. For fish like guppies and some minnows, it usually takes a few months.

Some of the steps in the life cycle of a fish are shown on page 24, but they are all mixed up. Cut them out and paste them in the boxes below in the correct order.

1	2	3
4	5	6


# Getting an Aquarium Ready

Use these boxes to fill in the steps to getting an aquarium ready for fish.



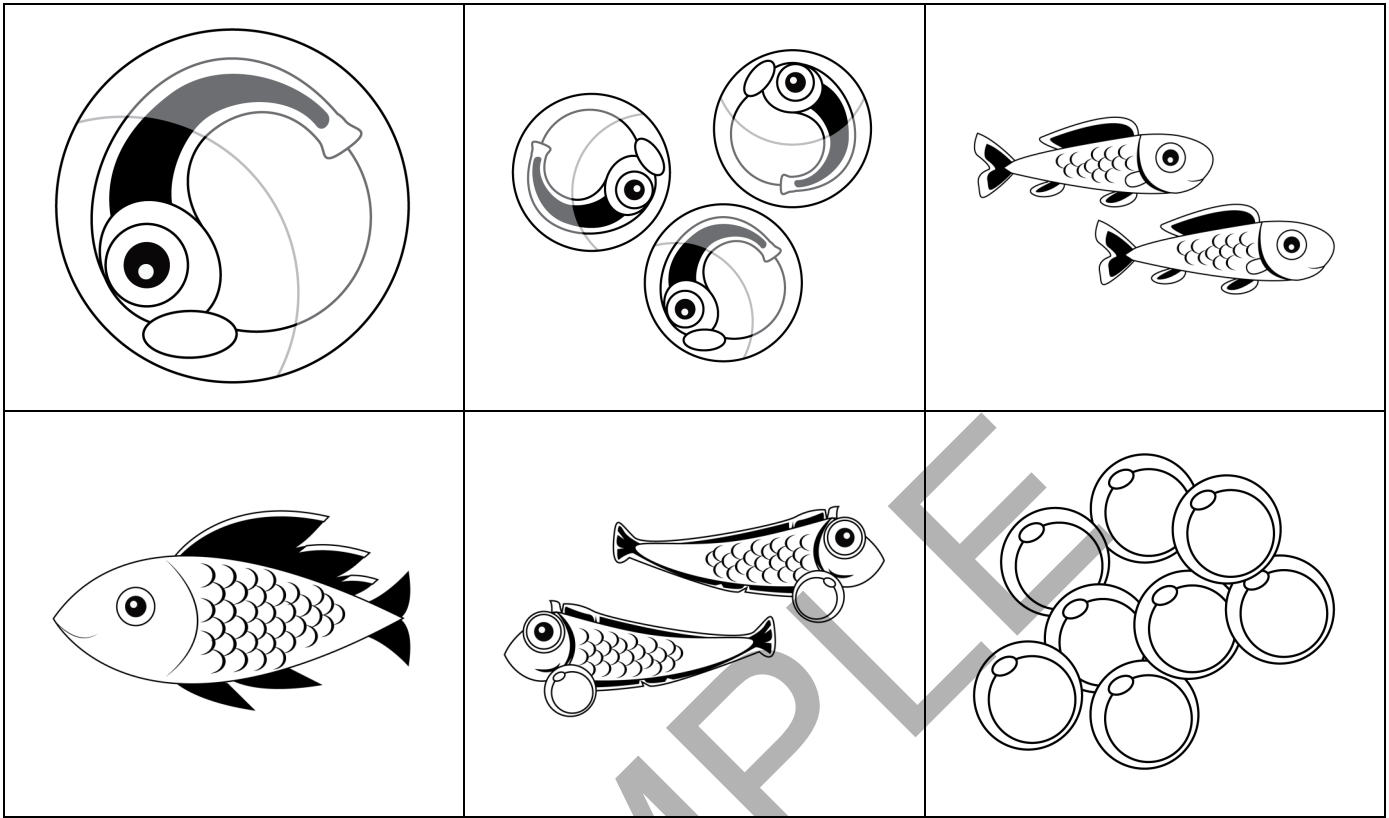
# Pet Fish

Use these boxes to fill in the steps to getting your pet fish for the aquarium.



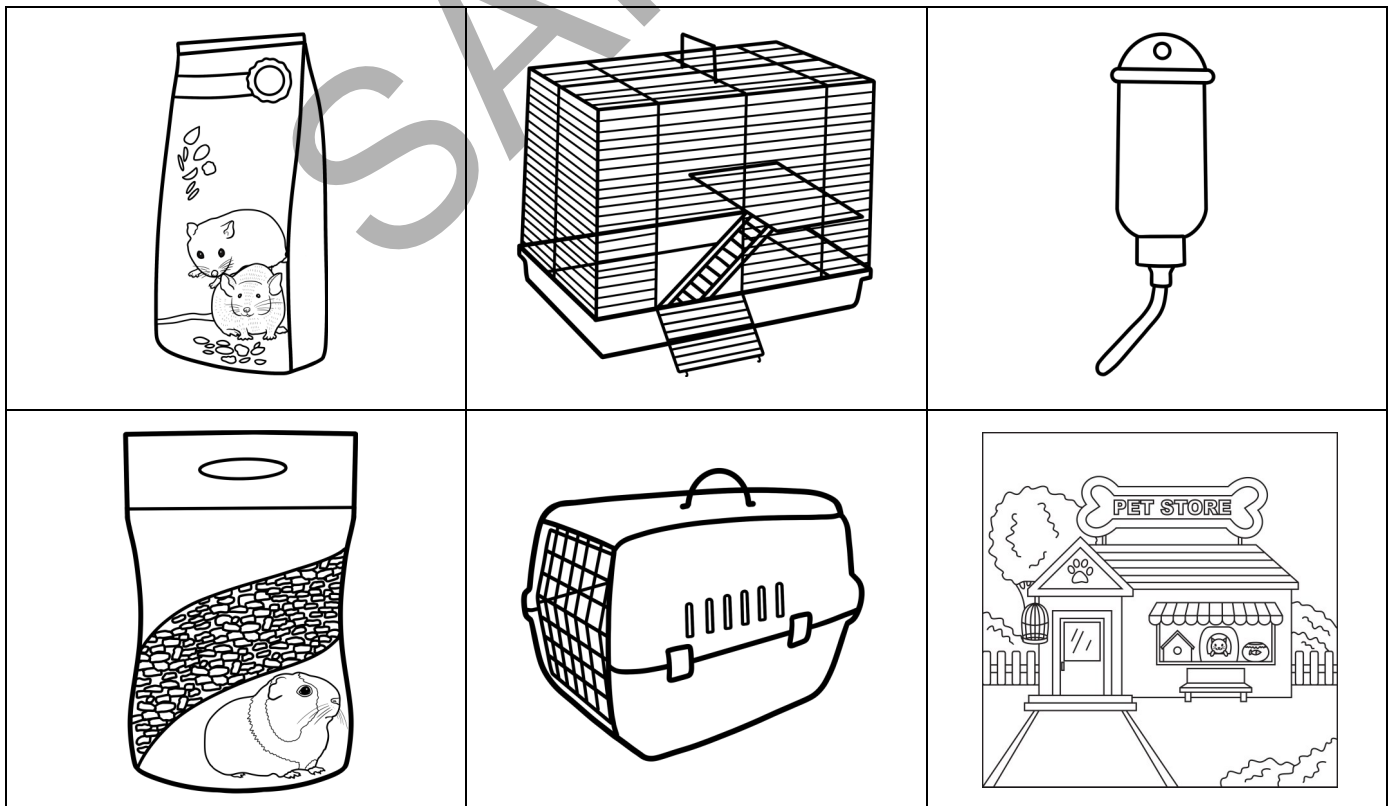
# Life Cycle of a Fish

Use these boxes to fill in the life cycle of a fish.



# Getting Ready for Your Pet Gerbil

Use these boxes to fill in the steps to getting ready for your pet gerbil.




# Getting an Aquarium Ready

Use these boxes to fill in the steps to getting an aquarium ready for fish.



# Pet Fish

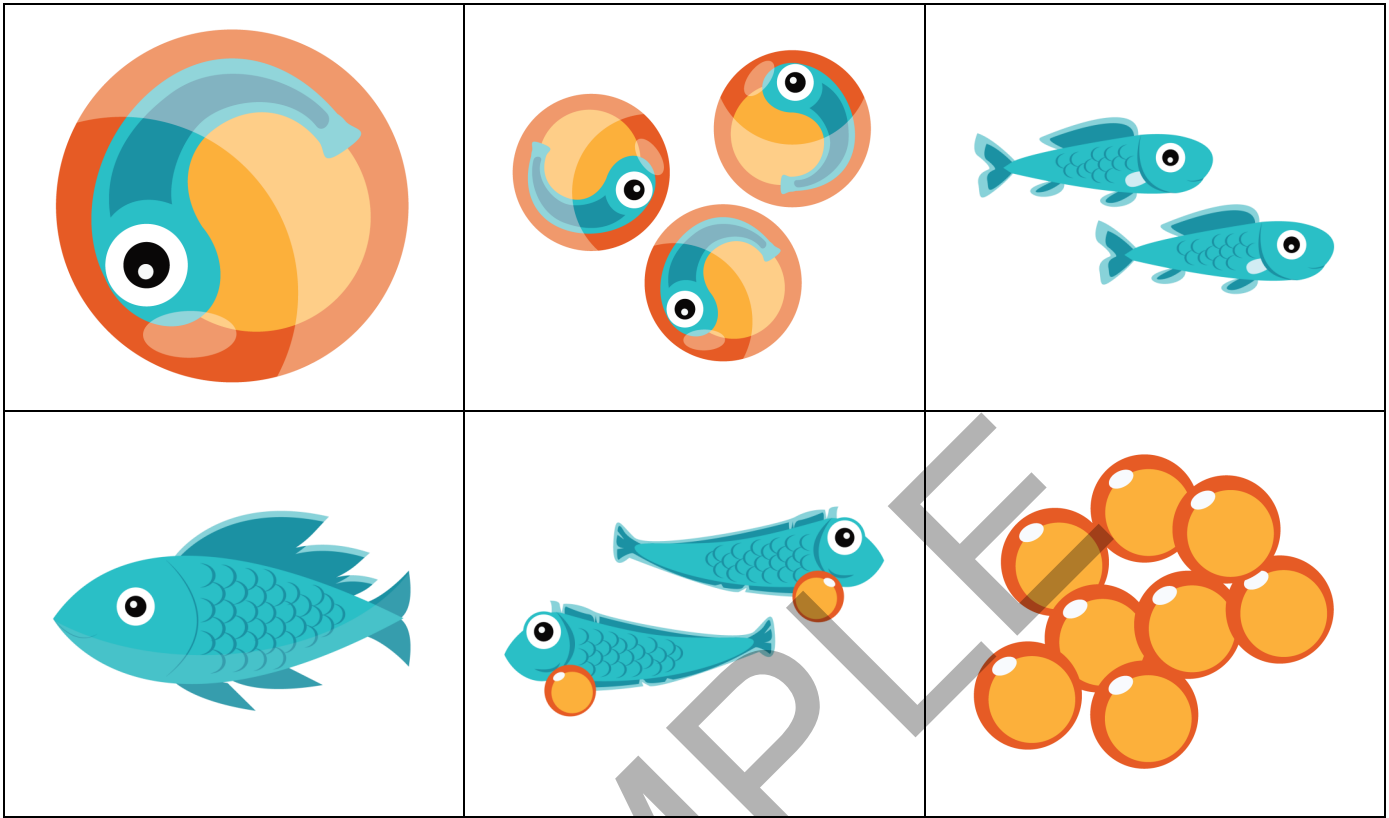
Use these boxes to fill in the steps to getting your pet fish for the aquarium.






# Life Cycle of a Fish

Use these boxes to fill in the life cycle of a fish.



# Getting Ready for Your Pet Gerbil

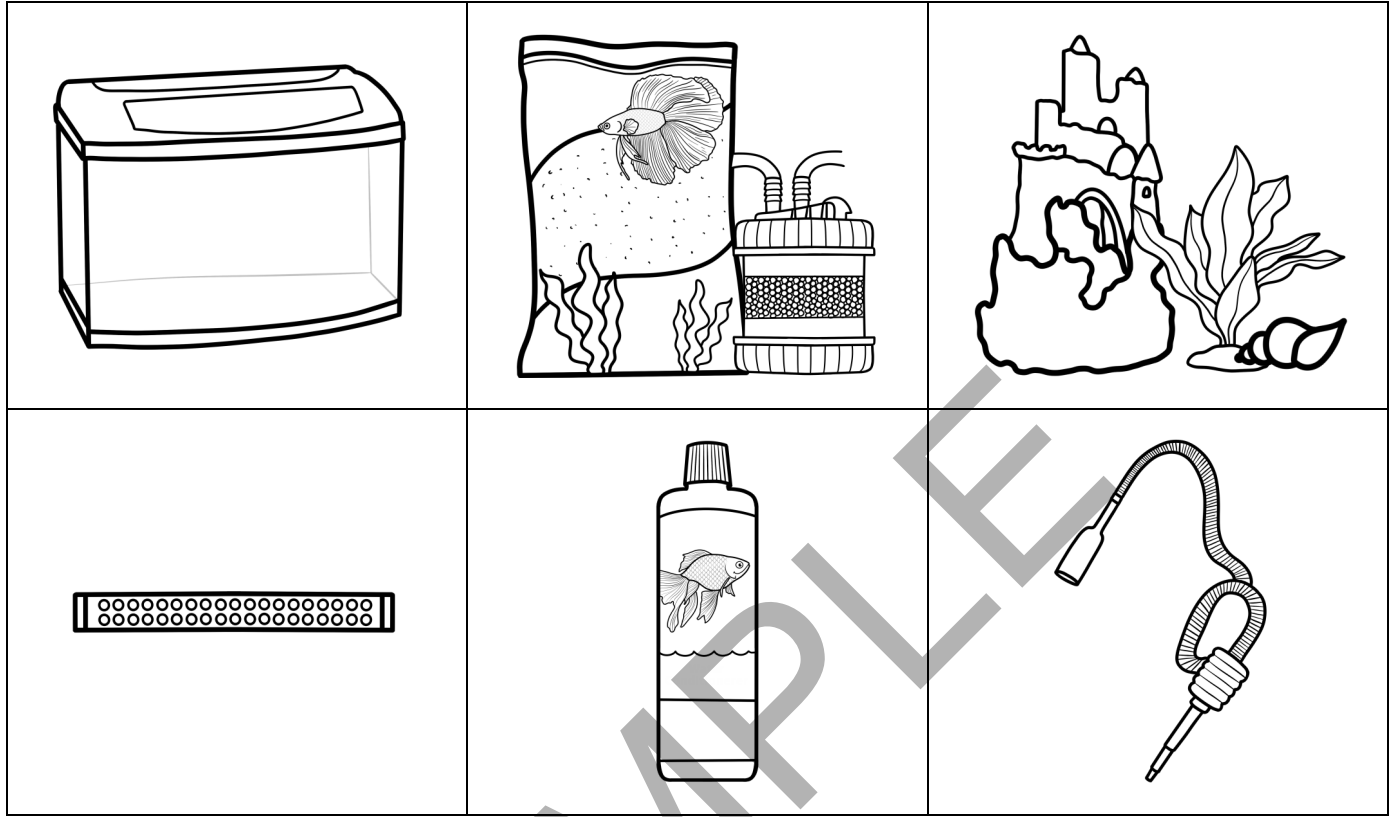
Use these boxes to fill in the steps to getting ready for your pet gerbil.





# Answer Key

## Getting an Aquarium Ready



## Pet Fish

