

## Special Colt


Jesus went to Jerusalem several days before the events that led to Good Friday and Resurrection Sunday. When He was close to the city, He sent two of his disciples ahead to get a colt for Him to ride on to enter Jerusalem. It was one of the many promises God had made long ago to help the people understand that Jesus is the Messiah.


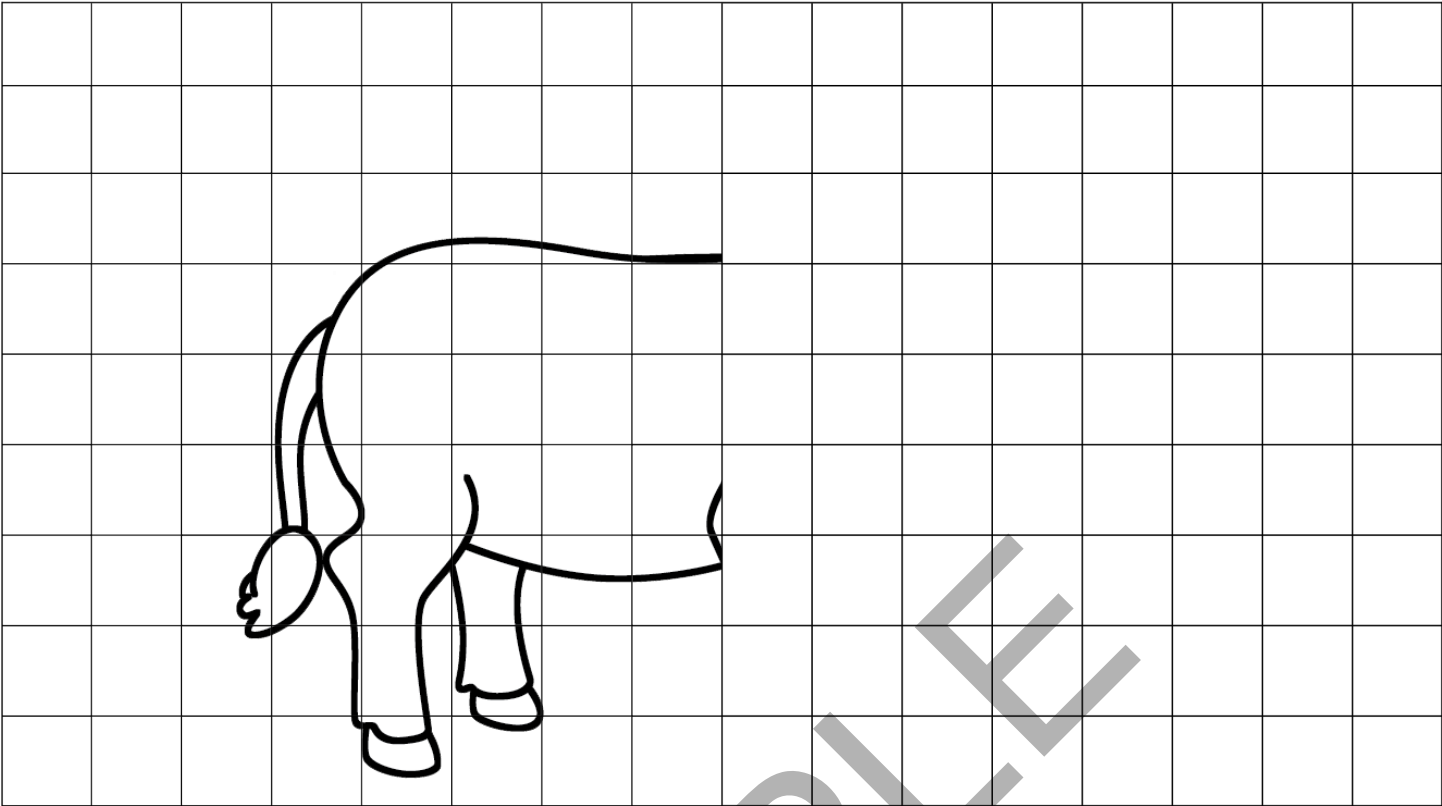
*Now when they drew near to Jerusalem, to Bethphage and Bethany, at the Mount of Olives, Jesus sent two of his disciples and said to them, "Go into the village in front of you, and immediately as you enter it you will find a colt tied, on which no one has ever sat. Untie it and bring it. If anyone says to you, 'Why are you doing this?' say, 'The Lord has need of it and will send it back here immediately.'"*

*And they went away and found a colt tied at a door outside in the street, and they untied it. And some of those standing there said to them, "What are you doing, untying the colt?" And they told them what Jesus had said, and they let them go. Mark 11:1-6*

Follow these instructions to draw a picture representing the colt the disciples were sent to get like the one shown below:

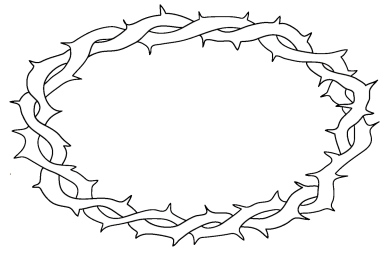
- Decide if you want to draw the right half of the picture or the left half of the picture and draw it in one of the first two grids. You can draw both if you'd like. Don't worry if you can't draw every detail. Just do your best and draw as much of the picture as you can.
- Now, using a blank grid from the back of the book, try drawing the whole picture.






# Identify the Image

1. Which picture represents "Jesus Prays in Gethsemane"? Circle it.





2. Which picture represents "Peter Denies Jesus"? Circle it.



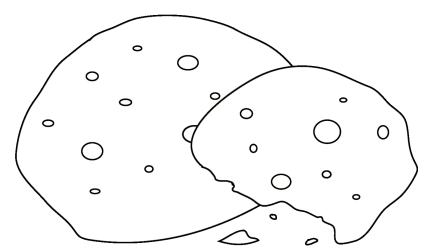

3. Which picture represents "Jesus Before Pilate"? Circle it.



4. Which picture represents the "Special Colt"? Circle it.


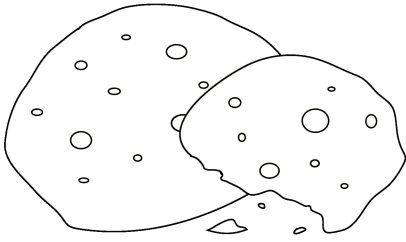
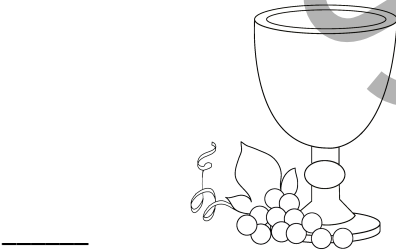

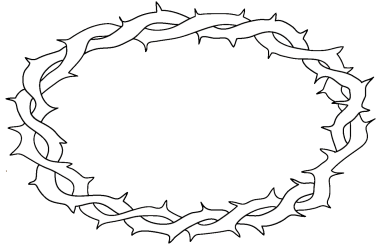



5. Which picture represents "Giving Thanks for the Cup"? Circle it.




# Chronological Order

Look at the pictures below. They each represent an event in the life of Jesus. Put a number on the line next to each event to show the order they happened in.



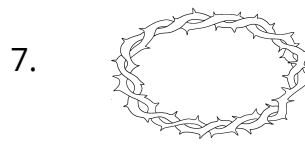
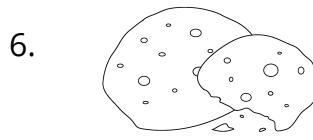



SAMPLE



# Answer Key

## Identify the Image



## Chronological Order

