

Jesus Carries His Cross

After Pontius Pilate gave Jesus over to the soldiers to be beaten, they took Jesus out to be crucified. He was weak from the beatings, so Simon of Cyrene was told he had to help Jesus carry His cross.



And when they had mocked him, they stripped him of the robe and put his own clothes on him and led him away to crucify him. As they went out, they found a man of Cyrene, Simon by name. They compelled this man to carry his cross. And when they came to a place called Golgotha (which means "Place of a Skull"), they offered him wine to drink, mixed with gall, but when he tasted it, he would not drink it.

And when they had crucified him, they divided his garments among them by casting lots. Then they sat down and kept watch over him there. And over his head they put the charge against him, which read, "This is Jesus, the King of the Jews." Matthew 27:31-37

Follow these instructions to draw a picture representing Jesus carrying His cross like the one shown below:

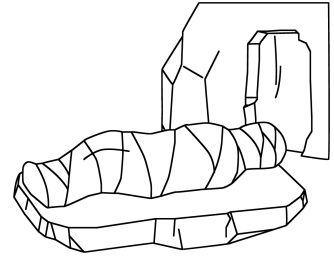

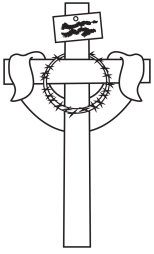
- Decide if you want to draw the right half of the picture or the left half of the picture and draw it in one of the first two grids. You can draw both if you'd like. Don't worry if you can't draw every detail. Just do your best and draw as much of the picture as you can.
- Now, using a blank grid from the back of the book, try drawing the whole picture.



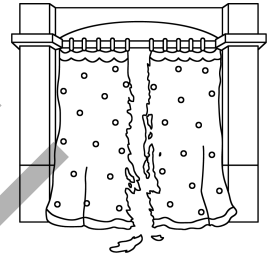



Identify the Image

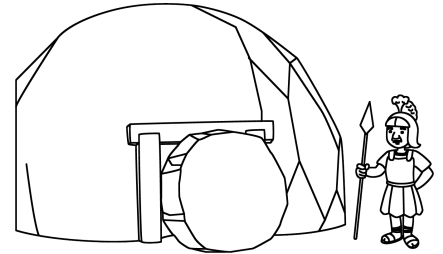
1. Which picture represents "Jesus is Buried"? Circle it.



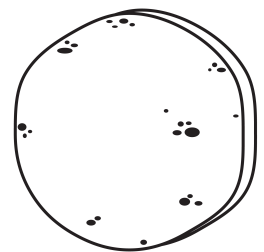
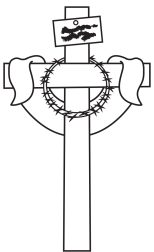
2. Which picture represents "Jesus and the Thieves"? Circle it.



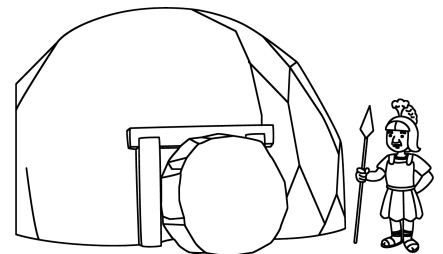
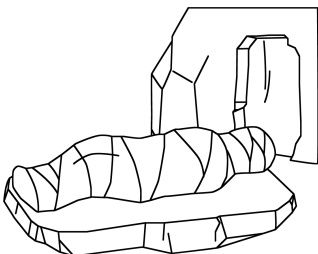
3. Which picture represents "Men Guard the Tomb"? Circle it.



4. Which picture represents "Jesus on the Cross"? Circle it.

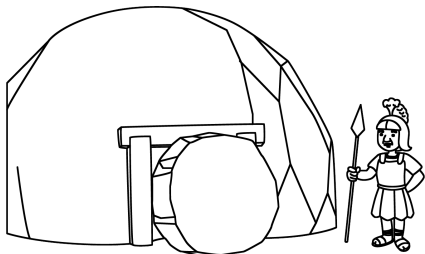
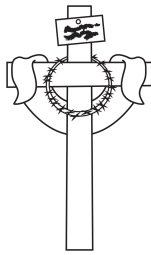
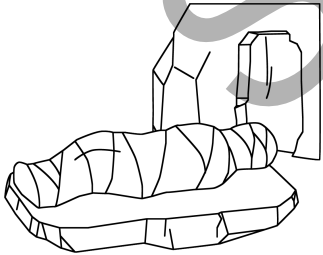
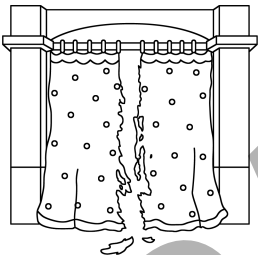







5. Which picture represents "The Ascension"? Circle it.



Chronological Order

Look at the pictures below. They each represent an event in the life of Jesus. Put a number on the line next to each event to show the order they happened in.

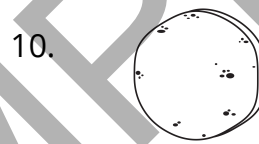
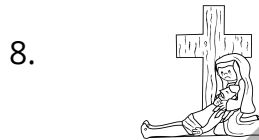
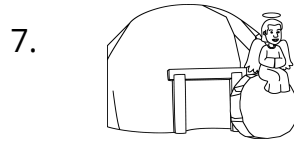
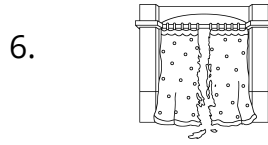
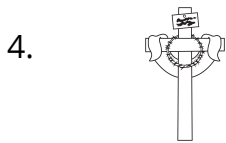
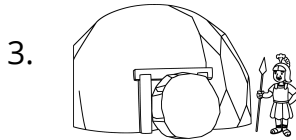

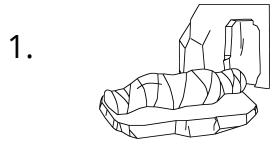




SAMPLE

Answer Key

Identify the Image



Chronological Order

