

Angel Visits Mary


Mary was going to marry Joseph. One day, an angel came and told her God was going to send His Son, the Savior He had promised, and she would be His mother. She asked how she could have this Baby when she wasn't married yet. The angel told her God would take care of it because nothing is impossible with God. Mary said she would obey and do as God asked.

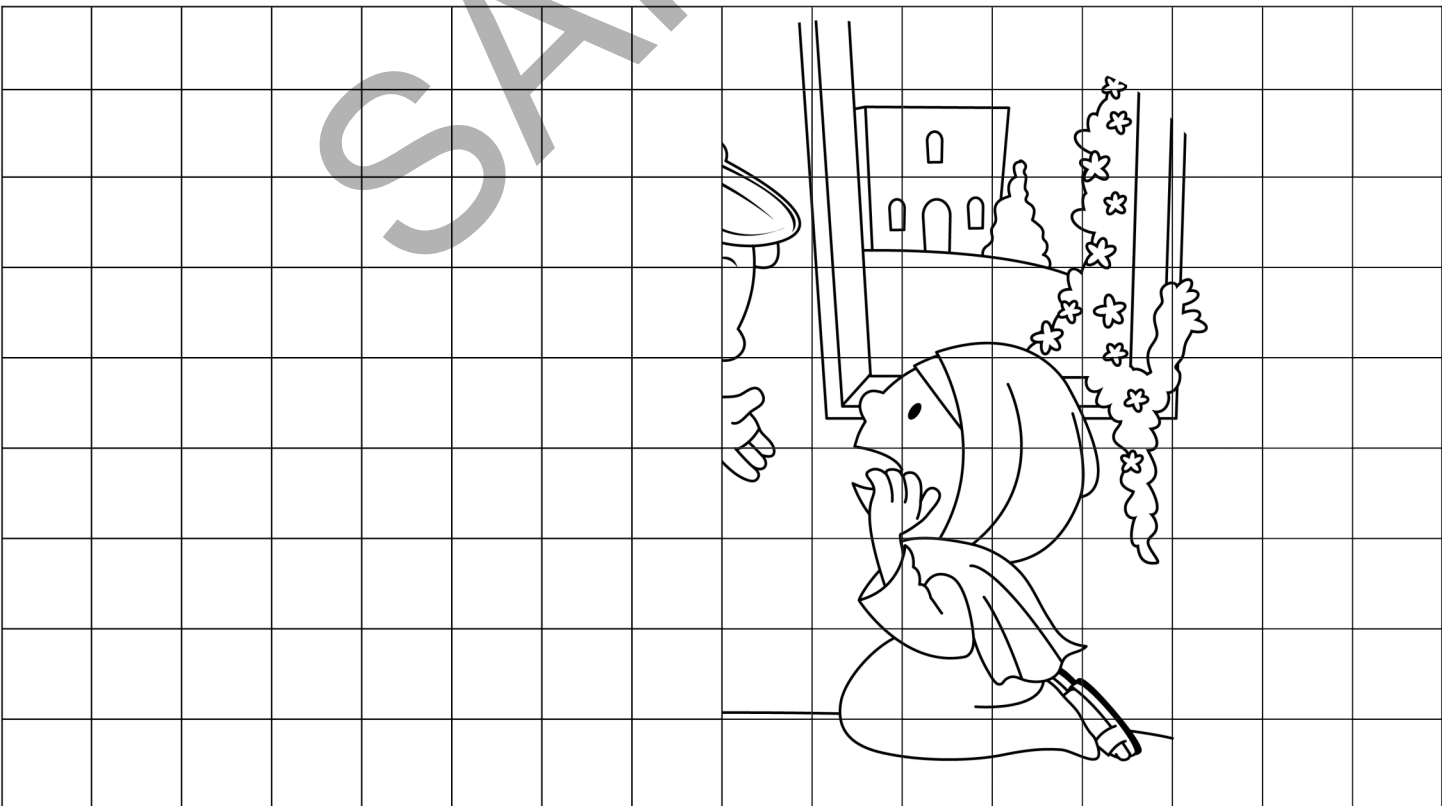

In the sixth month the angel Gabriel was sent from God to a city of Galilee named Nazareth, to a virgin betrothed to a man whose name was Joseph, of the house of David. And the virgin's name was Mary. And he came to her . . . And the angel said to her, "Do not be afraid, Mary, for you have found favor with God. And behold, you will conceive in your womb and bear a son, and you shall call his name Jesus. He will be great and will be called the Son of the Most High. And the Lord God will give to him the throne of his father David, and he will reign over the house of Jacob forever, and of his kingdom there will be no end."

And Mary said to the angel, "How will this be, since I am a virgin?" And the angel answered her, "The Holy Spirit will come upon you, and the power of the Most High will overshadow you; therefore the child to be born will be called holy—the Son of God. For nothing will be impossible with God." And Mary said, "Behold, I am the servant of the Lord; let it be to me according to your word." . . . Luke 1:26-28; 30-35; 37-38

Follow these instructions to draw a picture representing the angel visiting Mary like the one shown below:




- Decide if you want to draw the right half of the picture or the left half of the picture and draw it in one of the first two grids. You can draw both if you'd like. Don't worry if you can't draw every detail. Just do your best and draw as much of the picture as you can.
- Now, using a blank grid from the back of the book, try drawing the whole picture.






Identify the Image




1. Which picture represents "Traveling to Bethlehem"? Circle it.



2. Which picture represents "The Shepherds Tell Everyone About Baby Jesus"? Circle it.




3. Which picture represents "Shepherds Watched Their Flocks"? Circle it.



4. Which picture represents "Many Angels Appear and Sing"? Circle it.











5. Which picture represents "Angel Appears to Joseph"? Circle it.




Chronological Order

Look at the pictures below. They each represent an event in the birth of Jesus. Put a number on the line next to each event to show the order they happened in.






SAMPLE



Answer Key

Identify the Image



Chronological Order

